

Click the link below to access The Shift Forward Program.

<https://page.spordle.com/heo/clinics/1f12ec7f-20d7-6d76-81a0-0233802c013f>

Click on the Register button.


The screenshot shows a Spordle event page. On the left, under the heading "Overview", the "Host Organization" is "HOCKEY EASTERN ONTARIO". The "Category" is "General" and the "Qualification" is "The Shift Forward Program - Parent/Guardian". A search bar contains the text "The Shift Forward Program - Parent/Guardian". The "Description" states: "Hockey Canada is embarking on a pivotal change and launched The Shift Forward." On the right, the event details include the date "Thursday, April 2, 2026" and "Until Friday, April 30, 2027 (EDT)", with a note "Online - Recorded/On-Demand". A price table shows a subtotal of \$11.50, taxes of \$1.50, and a total of \$13.00. A blue "Register" button is highlighted with a red border.

Sign into your Spordle Account or create an account if you don't have one.

The screenshot shows the Spordle login/sign-up interface. At the top, it says "spordle Account". Below that is the Hockey Eastern Ontario logo and name. The text "Sign in to your account" is centered. There is an "Email" input field. A red "Login →" button is at the bottom. At the very bottom, it says "Don't have an account? [Sign up](#)".

Check the I confirm that.... Box and then click Continue.

Participant Selection ✕



Important: Register Your Child, Not Yourself

You must complete this registration using one (1) child's profile in your account. Please do not register using your own information. Once this course is completed, the qualification will automatically be applied to all children linked to your account. If you register yourself, the qualification will not be automatically applied to your child(ren) and may result in delays in being able to register or be rostered with your association.

1. I confirm that only my children and/or participants under my legal care are linked to my account.

2.

Problem with your registration? [Contact us](#)

Click on Register now beside one of your child's profiles.

Participant Selection ✕

Select the participant from your Spordle Account

△ Please complete this registration using one (1) child's profile in your account.

Child Name (Child's Age)
HCR

Parent Name (Parent's Age)
This participant does not meet the maximum age requirement for this clinic

Make any changes if needed then click on the Register button.

Manage Participant

[← Back to Participant Selection](#)

Child's Name

Optional

Address change Submit a request

The system has detected a difference between your account address and the participant's primary address in the organization.

Optional

Contacts Add a contact

Add a contact to the participant profile.

Optional

Documents Upload documents

No documents are missing for the organization.

Register

Problem with your registration? [Contact us](#)

Click on the Add items button.

Registration

[← Back to Manage Participant](#)

Child's Name registration

Completed Change registration

Registration

General - The Shift Forward Program - Parent/Guardian

Incomplete Add items

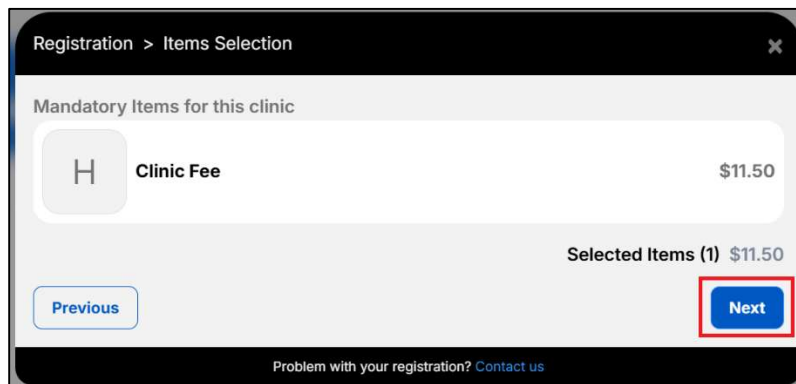
Items

Add items to your cart.

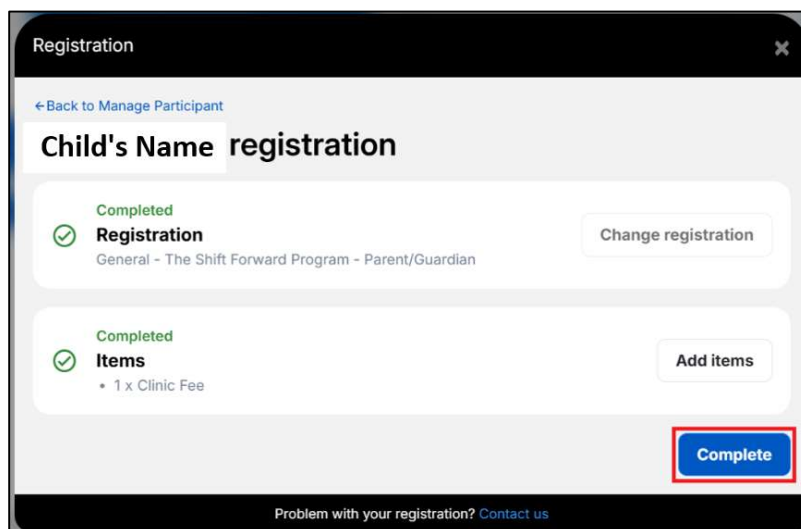
Complete

Problem with your registration? [Contact us](#)

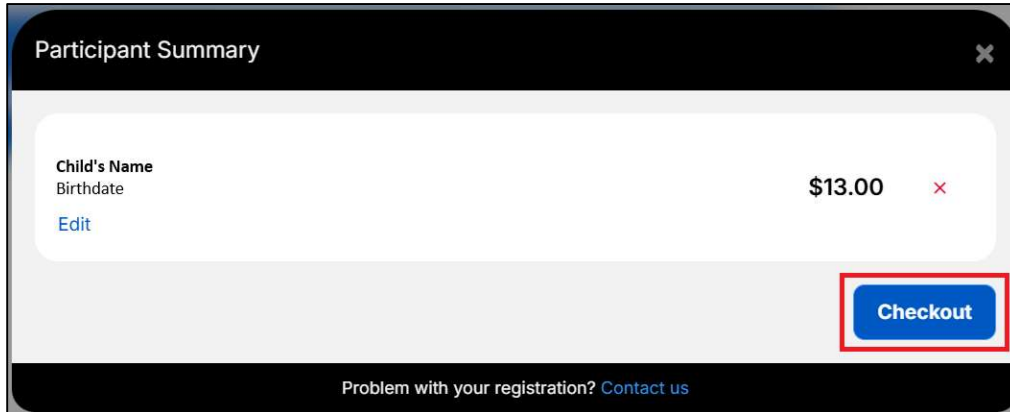
Click on the Next button.



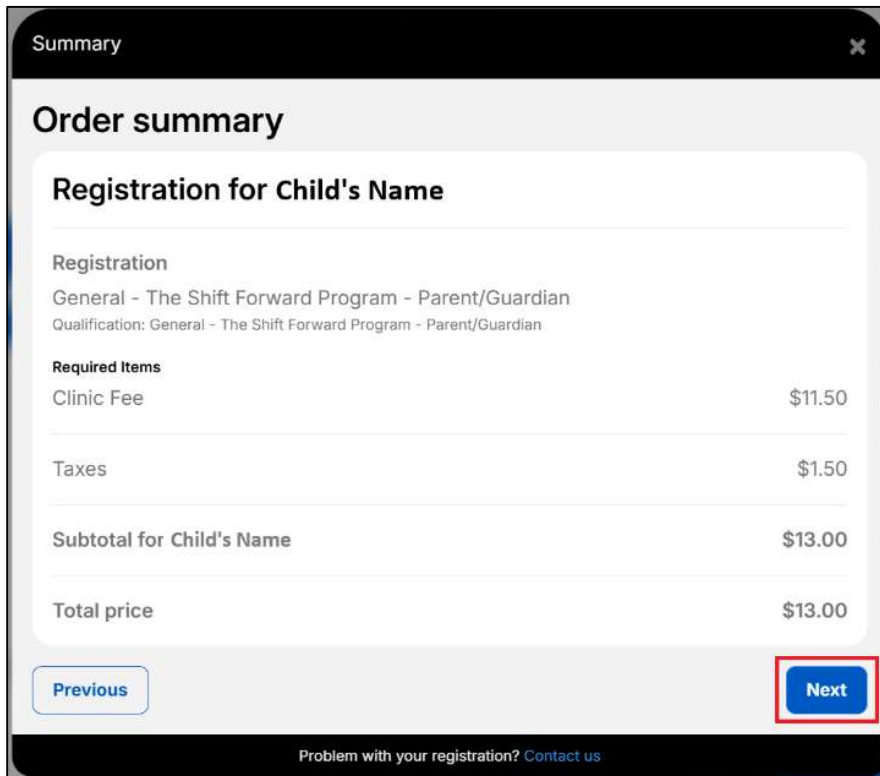
Click on the Complete button once both Registration and items say Completed.



Click on the Checkout button.



Click on the Next button.



Check the I have read and.... Box and then click Next.

The screenshot shows a dialog box titled "Payment Terms and Conditions" with a close button (X) in the top right corner. Inside the dialog, there is a text box containing the message: "Please note that there is no refund once registration has been processed". Below this, there is a checkbox labeled "1." which is checked and highlighted with a red box. The text next to the checkbox is "I have read and accept the terms and conditions *". To the right of the checkbox, there is a "2." label above a blue "Next" button, which is also highlighted with a red box. On the left side, there is a blue "Previous" button. At the bottom of the dialog, there is a footer that reads "Problem with your registration? [Contact us](#)".

Click on Credit card then click Pay.

The screenshot shows a dialog box titled "Select Payment Method" with a close button (X) in the top right corner. Inside the dialog, there is a section labeled "1. Pay online now" with a red box around it. Below this label, there is a "Credit card" option with a blue checkmark icon, also highlighted with a red box. Below the "Credit card" option, there is a small information icon (i) followed by the text: "You have selected a payment method with SportsPay. You will be redirected to SportsPay's payment gateway to process your transaction. Once completed, you will be redirected here with a confirmation message and a link to your invoice." To the right of this text, there is a "2." label above a blue "Pay" button, which is highlighted with a red box. On the left side, there is a blue "Previous" button. At the bottom of the dialog, there is a footer that reads "Problem with your registration? [Contact us](#)".

Enter you name and credit card information then click Pay.

INVOICE NUMBER
Invoice #

PAYMENT SUMMARY

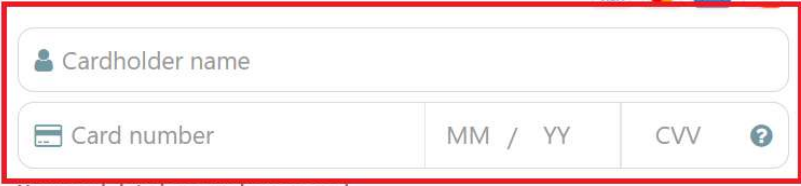


| | |
|--------|----------|
| Amount | \$ 13.00 |
|--------|----------|

Join Hockey Canada families in supporting verified Canadian climate projects that keep our communities strong and the game thriving for future generations

[Click here to contribute \\$5 towards a sustainable future](#)

| | |
|-------------------|---------|
| Card Processing ? | \$ 0.68 |
|-------------------|---------|


| | |
|---------------------|-----------------|
| Total Charge | \$ 13.68 |
|---------------------|-----------------|

1. 
VISA   DISCOVER

Cardholder name

Card number MM / YY CVV ?


Your card data is securely managed

2. 
Pay \$13.68

[Cancel payment](#)

You will get a Registration Confirmation.

Registration Confirmation ✕



Thank you for registering!

- If you want to link another participant, please [click here to be redirected to Spordle MyAccount](#).
- If you want to access the course, please [click here to be redirected to Spordle MyAccount](#).

Your receipt number is

Receipt #

An email confirmation has been sent to

Email Address

Below are the transactions that will appear on your credit card statement:

| | |
|-------------------------------|----------------|
| HOCKEY EASTERN ONTARIO | \$13.00 |
|-------------------------------|----------------|

[Please donate to the Hockey Canada Foundation.](#)

Problem with your registration? [Contact us](#)

The Course Link can be found in your Spordle calendar.

The screenshot displays the Spordle account interface. On the left is a navigation sidebar with options: Dashboard, Members, My Courses, Calendar (highlighted with a red box), Payments, Purchases, and Settings. The main area shows a calendar for June 2026, with the 27th selected. Below the calendar, an 'ONGOING' session is listed: 'General - The Shift Forward Program - Parent/Guardian' from 09:00 to 00:00. A popup window titled 'Clinic Session' is open, showing details for the selected session: 'General - The Shift Forward Program - Parent/Guardian', dates 'Apr 2, 2026, 09:00 - Apr 30, 2027, 00:00', and status 'Online - Recorded/On-Demand'. Under 'My Courses', it lists 'Child's Name: SOUTH GRENVILLE MHA' and 'Hockey Canada Learning Lab' with a 'Course Link' button (highlighted with a red box) and a 'Close' button.